

PREP

Pirate™ Readiness Enhancement Program

Preparing for the Future!

Human Resources is excited to announce our brand-new Pirate Readiness Enhancement Program – or PREP for short! This program has been designed to help prepare staff and faculty members for the next phase in their career. With three distinct pathways to choose from, employees can decide which best fits their career goals.

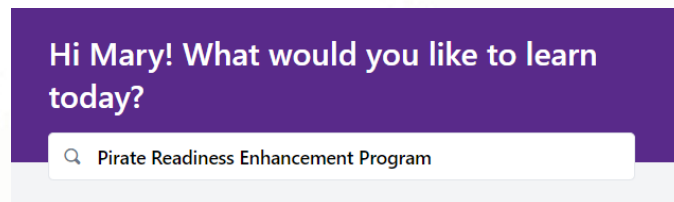
Registering for a Pirate Readiness Enhancement Program Pathway:

1. You can select one of the following links to take you directly to the pathway registration page:

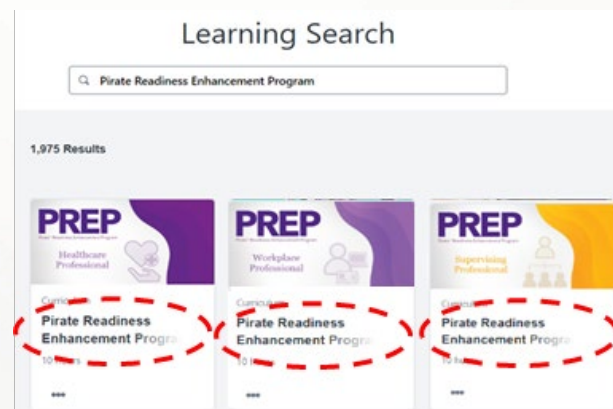
- [Workplace Professionals Pathway](#)
- [Health Care Professionals Pathway](#)
- [Supervising Professionals Pathway](#)

Or

- You can login to Cornerstone at <http://www.ecu.edu/itcs/cornerstone> and sign in with you ECU credentials.
- Once you have logged in, you will type in Pirate Readiness Enhancement Program in the search bar.



3. Click the title of the pathway that you would like to enroll in.



4. To the right, you will select "Request".



PREP



Pirate™ Readiness Enhancement Program

Preparing for the Future!

Human Resources is excited to announce our brand-new Pirate Readiness Enhancement Program – or PREP for short! This program has been designed to help prepare staff and faculty members for the next phase in their career. With three distinct pathways to choose from, employees can decide which best fits their career goals.

Registering for Classes Within Your Pirate Readiness Enhancement Pathway:

1. Once you have registered, you should see the PREP pathway added to your Cornerstone homepage.
2. You will select “Open Curriculum” to begin registering for coursework.
3. You will first be required to complete the Pirate Readiness Enhancement Program Acknowledgments - this is four acknowledgement questions that provide you with some basic guidelines for the program.
4. After you have acknowledged, you may begin registering for coursework. To the right of all the trainings, you will select “Select Session”.



5. A box will populate with two training options. One is our in-person session, the other is our virtual option. Decide which option works best for you and select “Request”.

Sessions	Locator Number	Seats Available	Waitlist	Options
Virtual 9/29/2023 (Friday) 9/29/2023 (Friday) 10:30 AM EDT 11:30 AM EDT Duration: 01:00 Location: Microsoft Teams Language(s): English (US)	8963	60	0	Request
In Person 9/29/2023 (Friday) 9/29/2023 (Friday) 10:30 AM EDT 11:30 AM EDT Duration: 01:00 Location: HR Building 283 - Training Room , Human Resources (Building 283) Language(s): English (US)	8962	30	0	Request